



CINCON ELECTRONICS

2023 DC-DC CONVERTERS



**POWERING
YOUR IDEAS**




Industrial

CB c   CE | IEC/UL 62368-1
IEC/UL 60950-1





NEW New Product





 High input voltage

 Ultra-wide input








Non-isolated DC-DC Converter 0.666A-5A

Series	Power	Vin	Vout	Eff.	Package / Dimension (inch)
 EC5A	0.666-2A	4.7~6V, 9~32V, 16~32V, 19~32V	3.3V, 5V, 12V, 15V	94%	1.25x0.80x0.40 (DIP) 1.25x0.80x0.45 (SMD)
 SMT05-12	5A	8.3~14V	0.75-5V	92%	0.80x0.450x0.24 (SMT)






SIP Package 1W-2W Unregulated

Series	Power	Vin	Vout	Eff.	Isolation Voltage	Package / Dimension (inch)
 EC1TAN	1W	4.5~5.5V, 10.8~13.2V, 21.6~26.4V	5V, 12V, 15V	82%	1000Vdc	0.46x0.24x0.40 (SIP4) 0.46x0.30x0.40 (SIP4-24Vin)
 EC1SAN	1W		5V, 12V, 15V, ±5V, ±12V, ±15V	83%	1500Vdc	0.77x0.24x0.40 (SIP7) 0.77x0.28x0.40 (SIP7-24Vin) 0.54x0.36x0.29 (SMD-Single) 0.64x0.36x0.29 (SMD-Dual)
 EC2SAN	2W		5V, 12V, 15V, ±5V, ±12V, ±15V	86%	1000Vdc	0.77x0.28x0.40 (SIP7)
 EC2SANH		88%	3000Vdc			







SIP Package 2W-10W Regulated

Series	Power	Vin	Vout	Eff.	Isolation Voltage	Package / Dimension (inch)	
 EC2SA	2W	4.5~9V, 9~18V, 18~36V, 36~75V	3.3V, 5V, 12V, 15V, ±5V, ±12V, ±15V	84%	1500Vdc	0.86x0.36x0.44 (SIP8)	
 EC3SA	3W			86%			
 EC3SAW	3W			9~36V, 18~75V	85%		1500Vdc
 EC3SAWH				9~36V, 18~74V	84.5%		3000Vdc
 EC4SAW	6W			9~36V, 18~75V	89%		1500Vdc
 EC4SAWH				9~36V, 18~74V	87.5%		3000Vdc
 EC5SAW	10W			9~36V, 18~75V	89.5%		3000Vdc


DIP16 / DIP24 / SMD24 Package 3W-15W

Series	Power	Vin	Vout	Eff.	Isolation Voltage	Package / Dimension (inch)
 EC3A	3W	4.5~6V, 9~18V, 18~36V, 36~72V	3.3V, 5V, 12V, 15V, ±5V, ±12V, ±15V	82%	500Vdc 1500Vdc 3000Vdc	1.25x0.80x0.40 (DIP24) 1.25x0.80x0.45 (SMD24)
 EC3AB		9~18V, 18~36V, 36~72V		80%		1.25x0.80x0.50 (DIP24) 1.25x0.80x0.55 (SMD24)
 EC3A-E		4.5~9V, 9~18V, 18~36V, 36~72V		87%		1.25x0.80x0.40 (DIP24) 1.25x0.80x0.45 (SMD24) 1.25x0.80x0.41 (SMD24)
 EC3AW		9~36V, 18~72V		77%		1.25x0.80x0.40 (DIP24) 1.25x0.80x0.45 (SMD24)
 EC3AE	3W	5V, 12V, 24V, 28V, 48V	5V, 12V, 15V, ±12V, ±15V	61%	500Vdc	1.25x0.80x0.40 (DIP24) 1.25x0.80x0.45 (SMD24)


DIP16 / DIP24 / SMD24 Package 3W-15W

	Series	Power	Vin	Vout	Eff.	Isolation Voltage	Package / Dimension (inch)
	EC4A	6W	9~18V, 18~36V, 36~72V	3.3V, 5V, 12V, 15V, ±5V, ±12V, ±15V	84%	500Vdc 1500Vdc 3000Vdc	1.25x0.80x0.40 (DIP24)
	EC4AB						1.25x0.80x0.45 (SMD24)
	EC4A-E				1.25x0.80x0.50 (DIP24)		
					1.25x0.80x0.55 (SMD24)		
	EC4AW				1.25x0.80x0.40 (DIP24)		
	EC4AW-H6	5-6W	9~36V, 18~72V	5V, 12V, ±12V, ±15V	85%	6000Vdc	1.25x0.80x0.40 (DIP24)
	EC6A	7.5W	9~18V, 18~36V, 36~72V	3.3V, 5V, 12V, 15V, ±5V, ±12V, ±15V	87%	1500Vdc	1.25x0.80x0.40 (DIP24)
	EC6AW	8W	9~36V, 18~75V		86%		1.25x0.80x0.45 (SMD24)
	EC5DAW NEW	10W	9~36V, 18~74V	3.3V, 5V, 12V, 15V, ±12V, ±15V	89%	3000Vdc	0.95x0.54x0.39 (DIP16)
	EC6AW-110		43~160V	3.3V, 5V, 12V, 15V, ±5V, ±12V, ±15V	88.5%		1.25x0.80x0.50 (DIP24)
	EC7A	10W	9~18V, 18~36V, 36~75V	2.5V, 3.3V, 5V, 12V, 15V, ±12V, ±15V	89%	1500Vdc	1.25x0.80x0.40 (DIP24)
	EC7AW		9~36V, 18~74V	3.3V, 5V, 12V, 15V, ±12V, ±15V	89%	3000Vdc	1.25x0.80x0.40 (DIP24)
	EC7AW18 NEW 		8.5~160V	5V, 12V, 15V, ±5V, ±12V, ±15V	88%	Reinforced 3000Vac	1.25x0.80x0.50 (DIP24)
	EC8AW		15W	9~36V, 18~75V	3.3V, 5V, 12V, 15V, ±12V, ±15V	90%	1500Vdc









1"x1" Package 10W-30W

	Series	Power	Vin	Vout	Eff.	Isolation Voltage	Package / Dimension (inch)
	EC2SB	10W	4.7~9V, 9~18V, 18~36V, 36~75V	3.3V, 5V, 12V, 15V, ±5V, ±12V, ±15V	87%	1500Vdc	1.00x1.00x0.40 (DIP)
	EC2SBW		9~36V, 18~75V		86%		1.00x1.00x0.36 (SMD)
	EC2SBW-H NEW		9~36V, 18~74V		89%		1.00x1.00x0.40 (DIP)
	EC3SB	15W	9~18V, 18~36V, 36~75V	3.3V, 5V, 12V, 15V, ±5V, ±12V, ±15V	90%	1500Vdc	1.00x1.00x0.40 (DIP)
	EC3SBW		9~36V, 18~75V		88%		1.00x1.00x0.36 (SMD)
	EC4SBW				90.5%		1.00x1.00x0.40 (DIP)
	EC5SBW	30W		90%			



2"x1" Package 10W-75W

	Series	Power	Vin	Vout	Eff.	Isolation Voltage	Package / Dimension (inch)
	EC4BE	10W	9~18V, 18~36V, 36~72V	5V, 12V, 15V, ±5V, ±12V, ±15V	82%	500Vdc	2.00x1.00x0.40 (DIP)
	EC4BU		4.7~9V, 9~18V, 18~36V, 36~75V		87%	1500Vdc	
	EC4BW		9~36V, 18~72V		82%	500Vdc	
	EC5BU	15W	9~18V, 18~36V, 36~75V	3.3V, 5V, 12V, 15V, ±5V, ±12V, ±15V	90%	1500Vdc	
	EC5BE		9~18V, 18~36V, 36~72V		83%	500Vdc	
	EC5BW		9~36V, 18~75V		88%		
	EC7B	20W	9~18V, 18~36V, 36~75V	1.8V, 2.5V, 3.3V, 5V, 12V, 15V, ±12V, ±15V	90%	1500Vdc	
	EC7BW		9~36V, 18~75V	3.3V, 5V, 12V, 15V, ±5V, ±12V, ±15V			

2"x1" Package 10W-75W

Series	Power	Vin	Vout	Eff.	Isolation Voltage	Package / Dimension (inch)
 EC7BW-110	20W	43~160V	5V, 12V, 15V, ±12V, ±15V	90%	3000Vdc	2.00x1.00x0.40 (DIP)
 EC7BW18 	20W	8.5~160V	5V, 12V, 15V, ±12V, ±15V, ±24V	90%	Reinforced 3000Vac	
 EC9BW	30W	9~36V, 18~75V	3.3V, 5V, 12V, 15V, ±12V, ±15V	92%	1500Vdc	
 ECB40W18  	40W	8.5~160V	5V, 12V, 15V, 24V, 54V	90%	Reinforced 3000Vac	2.00x1.00x0.50 (DIP)
 ECLB40W	40W	9~36V, 18~75V	3.3V, 5V, 12V, 15V, ±12V, ±15V	91%	1500Vdc	2.05x1.20x0.40 (DIP)
ECLB40W-110		43~160V	3.3V, 5V, 12V, 15V, ±12V, ±15V, ±24V	91%	3000Vdc	
ECLB60W	60W	9~36V, 18~75V	3.3V, 5V, 12V, 15V, ±12V, ±15V	92%	1500Vdc	
ECLB75W	75W		5V, 12V, 15V, ±12V, ±15V, ±24V	92.5%	2250Vdc	














2"x1.6" & 2"x2" Package 20W-30W

Series	Power	Vin	Vout	Eff.	Isolation Voltage	Package / Dimension (inch)
 EC1SC	20W	9~36V, 18~72V	3.3V, 5V, 12V, 15V, ±5V, ±12V, ±15V	84%	1500Vdc	2.00x1.60x0.45 (DIP)
 EC6C	30W	9~18V, 18~36V, 36~72V	3.3V, 5V, 12V, 15V, 5/±12V, 5/±15V, ±5V, ±12V, ±15V	88%	500Vdc	2.00x2.00x0.40 (DIP)





Eighth Brick Package 100W

Series	Power	Vin	Vout	Eff.	Isolation Voltage	Package / Dimension (inch)
 CEB100W 	100W	9~40V, 16.5~74V	5V, 12V, 24V, 54V	91%	3000Vdc	2.45x1.05x0.50 (Eighth Brick)







Quarter Brick Package 50W-200W

Series	Power	Vin	Vout	Eff.	Isolation Voltage	Package / Dimension (inch)
 CQE50W	50W	9~36V, 18~75V	3.3V, 5V, 12V, 15V, 24V, 48V	92%	1500Vdc	2.28x1.45x0.50 (Quarter Brick)
 CQB50W8 	50W	9~75V	12V, 15V, 24V, 28V, 48V	91%	Reinforced 3000Vac	
 CQB50W12 		14~160V	5V, 12V, 24V, 48V	89%	3000Vdc	
CQB60W-110S	60W	43~160V	5V, 12V, 15V, 24V, 28V, 48V	92%	3000Vdc	
CQB75W	75W	9~36V, 18~75V	3.3V, 5V, 12V, 15V, 24V	87%	1500Vdc	
CQB75W8		9~75V	12V, 15V, 24V, 28V, 48V	90%	Reinforced 3000Vac	
 CQB75W14  		12~160V	5V, 12V, 15V, 24V, 28V, 54V	91%	Reinforced 3000Vac	
 CQB75-300S 		180~450V	3.3V, 5V, 12V, 15V, 24V, 48V	90%	Reinforced 3000Vac	
CQB100-110S	100W	66~160V	3.3V, 5V, 12V, 24V	93%	2250Vdc	
CQB100W		9~36V, 18~75V	3.3V, 5V, 12V, 15V, 24V	88%	1500Vdc	
CQB100W-110S		43~160V	5V, 12V, 15V, 24V, 28V, 48V	92%	3000Vdc	
 CQB100W14  		12~160V	5V, 12V, 15V, 24V, 28V, 54V	90%	Reinforced 3000Vac	




Quarter Brick Package 50W-200W

Series	Power	Vin	Vout	Eff.	Isolation Voltage	Package / Dimension (inch)
 CQB150W	150W	9~36V, 18~75V	5V, 12V, 24V, 28V, 48V	92%	2250Vdc	2.28×1.45×0.50 (Quarter Brick)
CQB150W-110S		43~160V	3.3V, 5V, 12V, 15V, 24V, 28V, 48V	92%	3000Vdc	
CQB150W14  		12~160V	5V, 12V, 15V, 24V, 28V, 54V	90%	Reinforced 3000Vac	
CQB150-300S 		180~425V	5V, 12V, 15V, 24V, 28V, 48V	89%	Reinforced 3000Vac	
CQB200	200W	18~36V	24V, 28V	92%	2250Vdc	

Half Brick Package 50W-500W

Series	Power	Vin	Vout	Eff.	Isolation Voltage	Package / Dimension (inch)
 CHB50	50W	9~18V, 18~36V, 36~75V	3.3V, 5V, 12V, 15V, 24V	89%	1500Vdc	2.28×2.40×0.50 (Half Brick)
CHB50W		9~36V, 18~75V	3.3V, 5V, 12V, 15V, 24V, 28V, 48V	87%		
CHB75	75W	9~18V, 18~36V, 36~75V	3.3V, 5V, 12V, 15V, 24V	89%		
CHB75W		9~36V, 18~75V	3.3V, 5V, 12V, 15V, 24V, 28V, 48V	85%		
CHB100	100W	18~36V, 36~75V	3.3V, 5V, 12V, 15V, 24V	89%		
CHB100W		9~36V, 18~75V	3.3V, 5V, 12V, 15V, 24V, 28V, 48V	89%		
CHB150	150W	36~75V	3.3V, 5V, 12V, 15V, 24V	89%		
CHB100-110S	100W	66~160V	12V, 15V, 24V, 48V	89%	Reinforced 3000Vac	2.28×2.40×0.50 (Half Brick)
CHB150-110S	150W	66~160V	5V, 12V, 24V	92.5%	2250Vdc	2.28×2.40×0.52 (Half Brick)
CHB150W		9~36V, 18~75V	3.3V, 5V, 12V, 15V, 24V, 28V, 48V	91%	1500Vdc	
CHB150W8 		9~75V	12V, 15V, 24V, 28V, 48V	90%	1500Vdc	2.28×2.40×0.50 (Half Brick)
CHB150W12 	14~160V	5V, 12V, 15V, 24V, 48V	91%	Reinforced 3000Vac	2.28×2.40×0.52 (Half Brick)	
CHB200W	200W	10~36V, 18~75V	3.3V, 5V, 12V, 15V, 24V, 28V, 48V	89%		1500Vdc
CHB200W-110S		43~160V	5V, 12V, 24V, 28V, 48V	91%	3000Vdc	2.28×2.40×0.50 (Half Brick)
CHB200W12 		14~160V	12V, 15V, 24V, 48V	90%	Reinforced 3000Vac	2.28×2.40×0.50 (Half Brick)
CHB300W	300W	9~36V, 18~75V	5V, 12V, 15V, 24V, 28V, 48V	92%	1500Vdc	
CHB300W-110S		43~160V	3.3V, 5V, 12V, 24V, 28V, 48V	91%	3000Vdc	
CHB300-300S 		180~425V	5V, 12V, 24V, 28V, 48V	90%	Reinforced 3000Vac	
CHB350	350W	18~36V, 36~75V	3.3V, 5V, 12V, 24V, 28V, 48V	92.5%	1500Vdc	2.28×2.40×0.50 (Half Brick) 2.28×2.40×0.52 (Half Brick)
CHB500W 	500W	9~40V, 16.5~74V	12V, 24V, 28V, 54V	92%	3000Vdc	2.28×2.40×0.50 (Half Brick)





Full Brick Package 400W-800W

Series	Power	Vin	Vout	Eff.	Isolation Voltage	Package / Dimension (inch)
 CFB400W	400W	9~36V, 18~75V	5V, 12V, 24V, 28V, 48V	90%	1500Vdc	4.60×2.40×0.50 (Full Brick)
CFB600	600W	18~36V, 36~75V	12V, 24V, 28V, 32V, 48V	92%	1500Vdc	
CFB600W-110S	600W	43~160V	12V, 24V, 28V, 48V	88%	2250Vdc	
CFB600-300S 	600W	180~425V	12V, 24V, 48V	91%	Reinforced 3000Vac	
CFB750-300S 	750W	200~425V	12V, 15V, 24V, 28V, 36V, 48V	91%	Reinforced 3000Vac	
CFB800	800W	18~36V	28V	90%	1500Vdc	

Chassis Mount / Din Rail 10W-750W

	Series	Power	Vin	Vout	Eff.	Isolation Voltage	Package / Dimension (inch)
	EC7AW18-72S/D -ECRT -EDRT 	10W	10~160V	5V, 12V, 15V, ±5V, ±12V, ±15V	86%	Reinforced 3000Vac	4.00x2.14x0.80 (ECRT) 4.00x2.14x1.38 (EDRT)
	EC7BW18-72S/D -ECRT -EDRT 	20W	10~160V	5V, 12V, 15V, ±12V, ±15V, ±24V	88%	Reinforced 3000Vac	4.45x2.33x0.85 (ECRT) 4.45x2.33x1.43 (EDRT)
	CQB50W12- 72SXX-CMFC(D) 	30-50W	14 ~160V	5V, 12V, 24V, 48V	89%	3000Vdc	4.60x2.40x1.26 (CMFC) 4.60x2.49x1.35 (CMFD)
	CQB50W8- 36SXX-CMFC(D) 	50W	9.5~75V	12V, 15V, 24V, 28V, 48V	90%	Reinforced 3000Vac	4.60x2.40x1.46 (CMFC) 4.60x2.49x1.46 (CMFD)
	CQB75W8- 36SXX-CMFC(D) 	75W					
	CQB75- 300SXX-CMFC(D) 	75W	180~450V	3.3V, 5V, 12V, 15V, 24V, 48V	90%	Reinforced 3000Vac	4.60x2.40x1.24 (CMFC) 4.60x2.49x1.35 (CMFD)
	CHB/CHE50- 100W-CM/DIN	33-100W	9~36V, 18~75V	3.3V, 5V, 12V, 15V, 24V, 28V, 48V	89%	1500Vdc	4.61x2.54x1.03
	CQB100W- 110SXX-CMFC(D)	100W	43~160V	5V, 12V, 15V, 24V, 28V, 48V	91%	3000Vdc	4.60x2.40x1.26 (CMFC) 4.60x2.49x1.35 (CMFD)
	CQB/CQE50- 150W-CM/DIN	33-150W	9~36V, 18~75V, 43~160V, 66~160V	3.3V, 5V, 12V, 15V, 24V, 28V, 48V	92%	2250Vdc	4.41x1.57x1.98
	CQB150- 300SXX-CMFC(D) 	150W	180~425V	5V, 12V, 15V, 24V, 28V, 48V	89%	Reinforced 3000Vac	4.60x2.40x1.26 (CMFC) 4.60x2.49x1.35 (CMFD)
	CQB150W- 110SXX-CMFC(D)	150W	43~160V	3.3V, 5V, 12V, 15V, 24V, 28V, 48V	91%	3000Vdc	4.60x2.40x1.26 (CMFC) 4.60x2.49x1.35 (CMFD)
	CHB200W- 110SXX-CMFC(D)	200W	43~160V	5V, 12V, 24V, 28V, 48V	90.5%	3000Vdc	6.50x3.00x1.52 (CMFC) 6.50x3.09x1.57 (CMFD)
	CHB300- 300SXX-CMFC(D) 	300W	180~425V	5V, 12V, 24V, 28V, 48V	90%	Reinforced 3000Vac	
	CHB300W- 110SXX-CMFC(D)	300W	43~160V	3.3V, 5V, 12V, 24V, 28V, 48V	90.5%	3000Vdc	
	CFB600W- 110SXX-CMFD	600W	43~160V	12V, 24V, 28V, 48V	88%	2250Vdc	9.45x4.33x1.65 (CMFD)
	CFB750- 300SXX-CMFD 	750W	200~425V	12V, 15V, 24V, 28V, 36V, 48V	90%	Reinforced 3000Vac	

EMI Filter

	Series	Power	Vin	Feature	Package / Dimension (inch)
	FM05D	5A	200V	Input 200V Max.	2.28x1.45x0.50
	FM10D	10A			2.28x2.40x0.97
	FM10/20	10A/20A	75V	Input 75V Max.	2.00x1.00x0.46 2.00x1.60x0.50
	FM30R	30A	80V	Input 80V Max.	2.28x1.45x0.50

Railway


CB   

IEC/UL 62368-1, IEC/UL 60950-1
EN 50155: 2017, EN 45545-2



NEW New Product









 High input voltage

 Ultra-wide input

DIP24 Package 8W & 10W

Series	Power	Vin	Vout	Eff.	Isolation Voltage	Package / Dimension (inch)
 EC6AW	8W	9~36V, 18~75V	3.3V, 5V, 12V, 15V, ±5V, ±12V, ±15V	86%	1500Vdc	1.25x0.80x0.40 (DIP24) 1.25x0.80x0.45 (SMD24)
EC6AW-110S	10W	43~160V	3.3V, 5V, 12V, 15V, ±5V, ±12V, ±15V	88.5%	3000Vdc	1.25x0.80x0.50 (DIP24)
EC7AW18  		8.5~160V	5V, 12V, 15V, ±5V, ±12V, ±15V	88%	Reinforced 3000Vac	












2"x1" Package 20W & 40W

Series	Power	Vin	Vout	Eff.	Isolation Voltage	Package / Dimension (inch)
 EC7BW	20W	9~36V, 18~75V	3.3V, 5V, 12V, 15V, ±5V, ±12V, ±15V	90%	1500Vdc	2.00x1.00x0.40 (DIP)
 EC7BW-110	20W	43~160V	5V, 12V, 15V, ±12V, ±15V		3000Vdc	
 EC7BW18 	20W	8.5~160V	5V, 12V, 15V, ±12V, ±15V, ±24V		Reinforced 3000Vac	
 ECB40W18  	40W	8.5~160V	5V, 12V, 15V, 24V, 54V	91%	Reinforced 3000Vac	2.00x1.00x0.50 (DIP)
 ECLB40W-110	40W	43~160V	3.3V, 5V, 12V, 15V, ±12V, ±15V, ±24V	91%	3000Vdc	2.05x1.20x0.40 (DIP)



Eighth Brick Package 100W

Series	Power	Vin	Vout	Eff.	Isolation Voltage	Package / Dimension (inch)
 CEB100W 	100W	9~40V, 16.5~74V	5V, 12V, 24V, 54V	91%	3000Vdc	2.45x1.05x0.50 (Eighth Brick)

Quarter Brick Package 50W-150W

Series	Power	Vin	Vout	Eff.	Isolation Voltage	Package / Dimension (inch)
 CQB50W8 	50W	9~75V	12V, 15V, 24V, 28V, 48V	91%	Reinforced 3000Vac	2.28x1.45x0.50 (Quarter Brick)
CQB50W12 		14~160V	5V, 12V, 24V, 48V	89%	3000Vdc	
CQB60W-110S	60W	43~160V	5V, 12V, 15V, 24V, 28V, 48V	92%	3000Vdc	
CQB75W8 	75W	9~75V	12V, 15V, 24V, 28V, 48V	90%	Reinforced 3000Vac	
CQB75W14  		12~160V	5V, 12V, 15V, 24V, 28V, 54V	91%	Reinforced 3000Vac	
 CQB100-110S	100W	66~160V	3.3V, 5V, 12V, 24V	93%	2250Vdc	
CQB100W-110S		43~160V	5V, 12V, 15V, 24V, 28V, 48V	92%	3000Vdc	
CQB100W14  		12~160V	5V, 12V, 15V, 24V, 28V, 54V	89%	Reinforced 3000Vac	
CQB150W	150W	9~36V, 18~75V	5V, 12V, 15V, 24V, 28V, 48V	92%	2250Vdc	
CQB150W-110S		43~160V	3.3V, 5V, 12V, 15V, 24V, 28V, 48V	92%	3000Vdc	
CQB150W14  		12~160V	5V, 12V, 15V, 24V, 28V, 54V	90%	Reinforced 3000Vac	



Half Brick Package 100W-300W

Series	Power	Vin	Vout	Eff.	Isolation Voltage	Package / Dimension (inch)
CHB100-110S	100W	66~160V	12V, 15V, 24V, 48V	89%	Reinforced 3000Vac	2.28x2.40x0.50 (Half Brick)
CHB150-110S	150W	66~160V	5V, 12V, 24V	92.5%	2250Vdc	
CHB150W12 	150W	14~160V	5V, 12V, 15V, 24V, 48V	91%	Reinforced 3000Vac	
CHB200W-110S	200W	43~160V	5V, 12V, 24V, 28V, 48V	91%	3000Vdc	
CHB200W12 	200W	14~160V	12V, 15V, 24V, 48V	90%	Reinforced 3000Vac	
CHB300W-110S	300W	43~160V	3.3V, 5V, 12V, 24V, 28V, 48V	91%	3000Vdc	

Full Brick Package 600W

Series	Power	Vin	Vout	Eff.	Isolation Voltage	Package / Dimension (inch)
CFB600W-110S	600W	43~160V	12V, 24V, 28V, 48V	88%	2250Vdc	4.60x2.40x0.50 (Full Brick)

Chassis Mount Module 10W-600W

Series	Power	Vin	Vout	Eff.	Isolation Voltage	Package / Dimension (inch)
EC7AW18-72S/D -ECRT   -EDRT	10W	10~160V	5V, 12V, 15V, ±5V, ±12V, ±15V	86%	Reinforced 3000Vac	4.00x2.14x0.80 (ECRT) 4.00x2.14x1.38 (EDRT)
EC7BW18-72S/D -ECRT  -EDRT	20W	10~160V	5V, 12V, 15V, ±12V, ±15V, ±24V	88%	Reinforced 3000Vac	4.45x2.33x0.85 (ECRT) 4.45x2.33x1.43 (EDRT)
CQB50W12-72SXX -CMFC(D) 	30-50W	14~160V	5V, 12V, 24V, 48V	89%	3000Vdc	4.60x2.40x1.26 (CMFC) 4.60x2.49x1.35 (CMFD)
CQB50W8-36SXX -CMFC(D) 	50W	9.5~75V	12V, 15V, 24V, 28V, 48V	90%	Reinforced 3000Vac	4.60x2.40x1.46 (CMFC) 4.60x2.49x1.46 (CMFD)
CQB75W8-36SXX -CMFC(D) 	75W	9.5~75V	12V, 15V, 24V, 28V, 48V	90%	Reinforced 3000Vac	4.60x2.40x1.46 (CMFC) 4.60x2.49x1.46 (CMFD)
CQB100W-110SXX -CMFC(D)	100W	43~160V	5V, 12V, 15V, 24V, 28V, 48V	91%	3000Vdc	4.60x2.40x1.26 (CMFC) 4.60x2.49x1.35 (CMFD)
CQB150W-110SXX -CMFC(D)	150W	43~160V	3.3V, 5V, 12V, 15V, 24V, 28V, 48V	91%	3000Vdc	4.60x2.40x1.26 (CMFC) 4.60x2.49x1.35 (CMFD)
CHB200W-110SXX -CMFC(D)	200W	43~160V	5V, 12V, 24V, 28V, 48V	90.5%	3000Vdc	6.50x3.00x1.52 (CMFC) 6.50x3.09x1.57 (CMFD)
CHB300W-110SXX -CMFC(D)	300W	43~160V	3.3V, 5V, 12V, 24V, 28V, 48V	90.5%	3000Vdc	6.50x3.00x1.52 (CMFC) 6.50x3.09x1.57 (CMFD)
CFB600W-110SXX -CMFD	600W	43~160V	12V, 24V, 28V, 48V	88%	2250Vdc	9.45x4.33x1.65 (CMFD)



POWERING YOUR IDEAS

Cincon Taiwan (Headquarters)

14F, No. 306, Section 4, Hsin Yi Rd., Taipei, Taiwan
 Tel (886-2) 2708-6210
 Fax (886-2) 2702-9852
 E-mail sales@cincon.com.tw

Cincon North America

1655 Mesa Verde Ave, Ste 180 Ventura, CA 93003 USA
 Tel (805) 639-3350
 Fax (805) 639-4101
 E-mail info@cincon.com

