

## KEY FEATURES

- Ultra Compact Size: 2.04" x 1.04"
- Universal Input Range 90-305VAC, 47-440Hz
- I/O Isolation 4000VAC
- Operating Ambient Temperature Range -40°C to +85°C
- No Load Power Consumption < 0.1W
- Operating attitude 5000m (UL / IEC / EN 62368-1)
- Screw Terminal for Option
- EMC Compliant without External Components
- Safety Approval to UL / IEC / EN 62368-1, IEC / EN 60950-1
- Meet IEC / EN 60335-1, IEC / EN 61558-2-16
- 3-Year Product Warranty



## ELECTRICAL SPECIFICATIONS

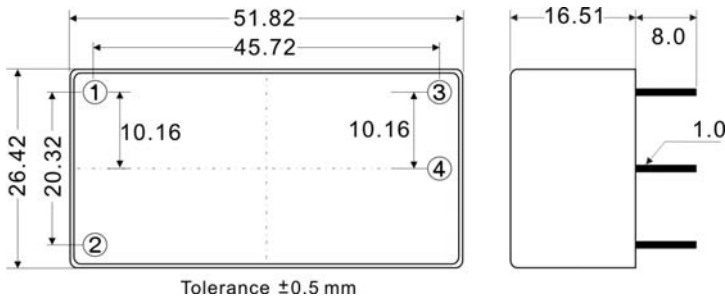
All specifications valid at normal input voltage, full load and +25°C after warm-up time unless otherwise stated.

Model No. ( Single Output )	AHCH05-3.3S	AHCH05-5S	AHCH05-12S	AHCH05-24S
Max Output Wattage (W)	5W		5.04W	
Input	Voltage			
	90-305 VAC or 127-430 VDC			
	Frequency (Hz)			
	47-440 Hz			
	Current (Full load)			
150 mA max. (115 VAC) / 90 mA max. (230 VAC)				
Inrush Current (<500us)				
30 A max. (115 VAC) / 60 A max. (230 VAC)				
Leakage Current				
0.25 mA max.				
Output	Voltage (V.DC.)			
	3.3V	5V	12V	24V
	Voltage Accuracy			
	±2%			
	Current (mA) max			
	1515	1000	420	210
	Line Regulation (LL-HL) (typ.)			±0.1%
	Load Regulation (0-100%) (typ.)			±0.5%
Maximum Capacitive Load				
3,500uF		2,200uF	330uF	70uF
Ripple & Noise (Vp-p) (max.)				
<100mV			<150mV	<200mV
Efficiency (at 115VAC)				
73%	76%	80%	82%	
Hold-up Time (at 230VAC)				
15 ms min.				
Protection	Over Power Protection			
	Hiccup technique, auto-recovery ≥ 115% Io			
	Over Voltage Protection			
Zener diode clamp				
Short Circuit Protection				
Hiccup mode (automatic recovery)				
Isolation	Input-Output (V.AC)			
4000V				
Environment	Operating Temperature			
	-40°C...+85°C ( with derating )			
	Storage Temperature			
	-40°C...+85°C			
	Temperature Coefficient			
	±0.02%/°C			
	Altitude During Operation (UL / IEC / EN 62368-1)			
	5000m			
Humidity				
95% RH				
MTBF				
>450,000 h @ 25°C (MIL-HDBK-217F)				
Vibration				
IEC60068-2-6 (10~500Hz, 2G 10min./1cycle, 60min. each along X, Y, Z axes)				
Shock				
IEC60068-2-27				
Physical	Dimensions (L x W x H)			
	2.04 x 1.04 x 0.65 Inches ( 51.82 x 26.42 x 16.51 mm ) Tolerance ±0.5 mm			
	Case Material			
	Plastic resin (flammability to UL 94V-0)			
Weight				
30 g				
Cooling Method				
Free air convection				
Safety	Agency Approvals			
	UL / IEC / EN 62368-1, IEC / EN 60950-1			
Meet				
IEC / EN 60335-1, IEC / EN 61558-2-16				
EMC	EMI (Conducted & Radiated Emission)			
	EN 55032 class B			
EMS (Noise Immunity)				
EN 55035				

## NOTE

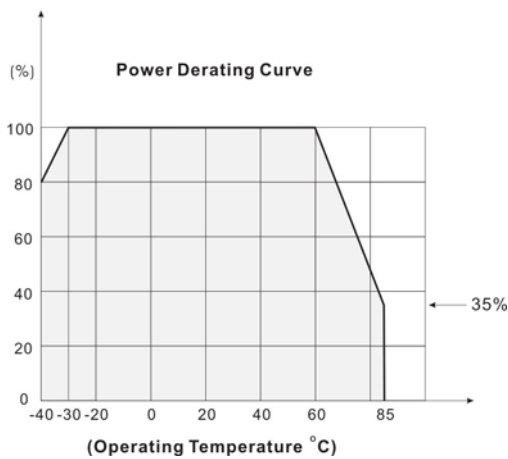
1. Ripple & Noise are measured at 20MHz of bandwidth with 0.1uF & 47uF parallel capacitor.
2. Please refer to our PDF file "AC-DC Application" on our website: [www.archcorp.com.tw](http://www.archcorp.com.tw)

## MECHANICAL DIMENSIONS ( Top View )



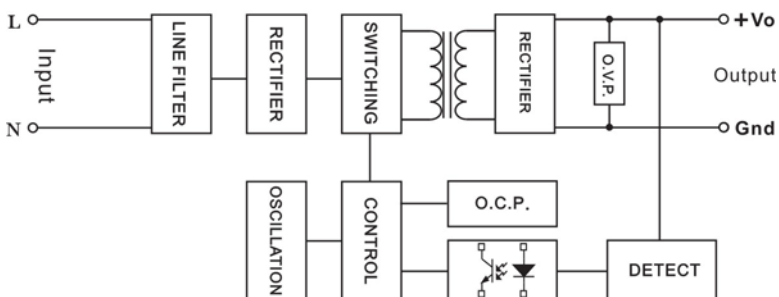
PIN#	Single
1	AC IN (N)
2	AC IN (L)
3	+DC OUT
4	-DC OUT

## DERATING



## BLOCK DIAGRAM

Single Output



## SCREW TERMINAL

## AHCH05-A2



PIN#	Single
1	NO CONNECT
2	AC IN (N)
3	AC IN (L)
4	NO CONNECT
5	+DC OUT
6	-DC OUT
7	NO CONNECT
8	NO CONNECT

