

Notes:

All dimension in mm.


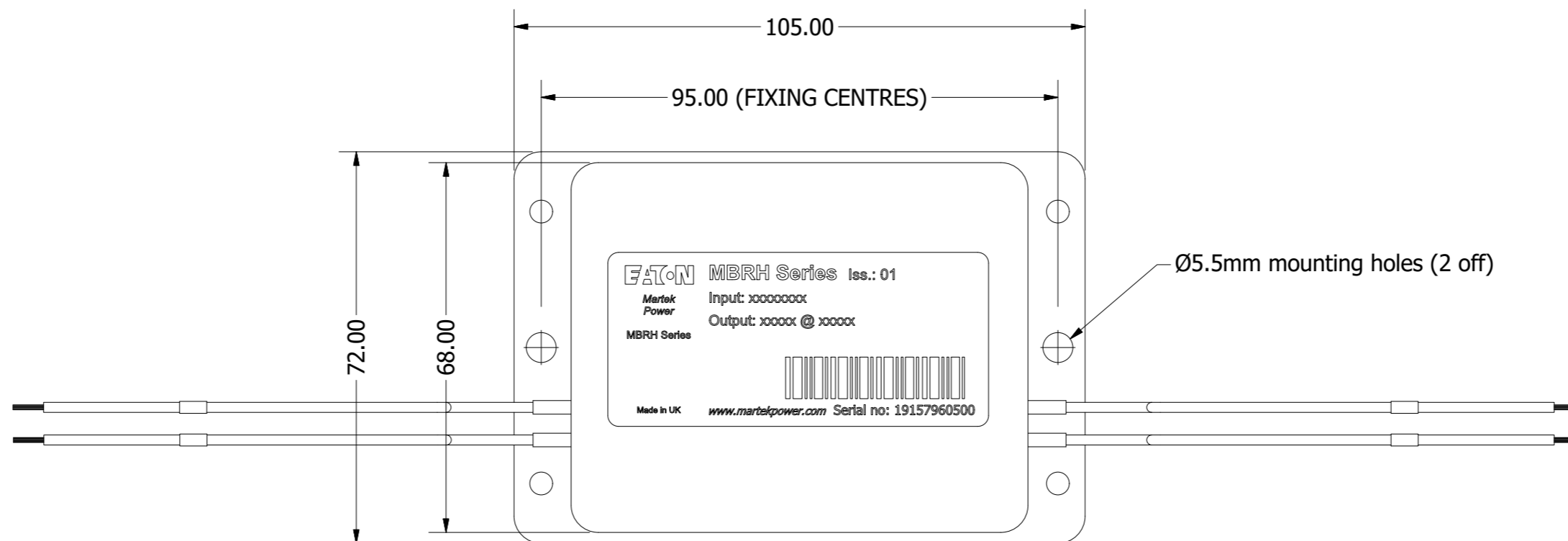
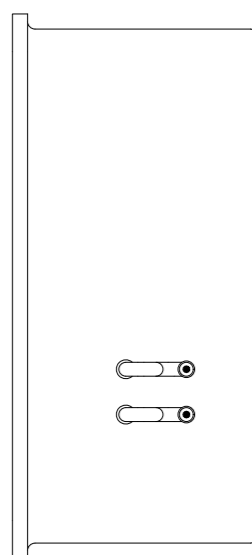
Case: Moulded in flame retardant ABS to UL94 V-0.

All leadouts are 0.6mm² (19/0.2mm) halogen free cable (Eaton p/n 361072)

Length from outside of the potted box is 350mm ± 10mm unterminated.

Cable marker code:

- A: -Ve IN
- B: +Ve IN
- C: -Ve OUT
- D: +Ve OUT



Iss	Date	ECN	Appvd	Date
05	11.06.20	----		
04	05.01.09	2114	JSH	05.01.09
03	14.10.03	1824	JSH	03.11.03
02	07.05.99	----	JSH	07.05.99
01	28.07.96	----	JSH	28.07.96



Eaton Electrical Products Ltd, Cambridge, England
 Tel.(01954) 267726 Fax.(01954) 267626
 This drawing not to be disclosed to a third party
 without the written consent of Eaton Electrical Products Ltd

Original Scale 1 : 1
 Tolerance ± 0.2 mm
 Dimensions in mm unless stated otherwise
 IF IN DOUBT ASK

Third angle Projection
 Original Sheet A2

Drawn by DM Date 11.06.20
 Material AS ABOVE
 Finish AS ABOVE

Title MBR SINGLE Q7 OUTLINE DRAWING
 Drawing Number 900-903 Sheet 1 of 1