

Crimping Tool hexagonal with quad Forging Die

1 General

The hexagonal crimping tool is suitable for assemblies of fiber optic contacts.


2 Application

Suitable fiber optic contacts and connector types:

- **Wrench size 2.5**
 e. g. for RPO POF SC connectors
- **Wrench size 3.0**
 e. g. for RPO POF F-SMA and POF F-ST connectors
- **Wrench size 4.5**
 e. g. for HFBR connectors duplex and RPO POF 3.6mm-SERCOS connectors
- **Wrench size 4.95**
 e. g. for HFBR connectors simplex



Pic. 1 Crimping tool with forging die



Pic. 2 Crimping cavities

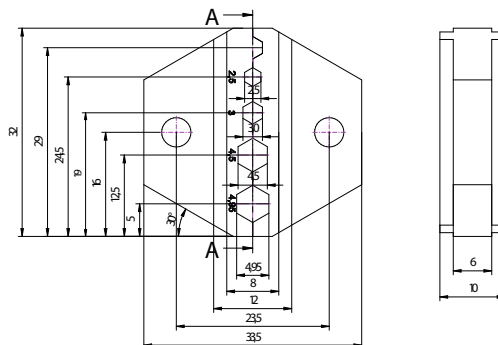
3 Operation

- Insert the contact into the appropriate forging die cavity of the crimping tool
- Pretension the crimping tool, align the connector anchor (rear end of connector) with the hexagonal cavity of the crimping tool and squeeze the crimping tool handles until they release audibly

4 Ordering information

Specifacaton	Part number
Crimping tool including forging die pair	910CZ00100008

5 Drawing



Crimping Tool hexagonal with quad Forging Die

6 Allocation Table _____

Cavity	Cable	Suitable connector types
WS 2.5	POF Ø 2.2 mm	SC
WS 3.0	POF Ø 2.2 mm	F-SMA, F-ST
WS 4.5	POF Ø 2.2 x 4.4 mm, 3.6mm-SERCOS	HFBR duplex, F-SMA/F-ST 3.6mm-SERCOS
WS 4.95	POF Ø 2.2 mm	HFBR simplex

7 Technical Data _____

Parameter			Unit
Forging die		replaceable	
Plier weight	including forging die	0.551	kg
Plier dimensions	Width x length x height (closed plier)	256 x 80 x 22	mm
Material	Handholds Plier	Plastic Stainless steel	

The information released by Ratioplast-Optoelectronics GmbH in this data sheet is believed to be accurate and reliable. However, no responsibility is assumed by Ratioplast-Optoelectronics GmbH for its use. Ratioplast-Optoelectronics GmbH reserves the right to change circuitry and specifications at any time without notification to the customer. ■



VORSICHT | CAUTION



Benutzen Sie eine Sicherheitsbrille um Ihre Augen zu schützen |
Use safety glasses to avoid eye injury




Achten Sie auf ausreichenden Handschutz |
Use adequate hand protection





Crimpzange | Crimping tool 910CZ00100008

1 **Wartung**
Servicing



2 **Verriegelung**
Interlocking



3 **Crimpkraft justieren**
Crimping force
adjustment

