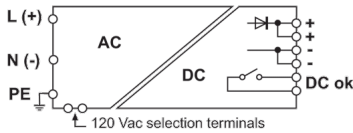







Single-phase power supply input
120-230Vac / output 48Vdc 5A



Series	COOL POWER
Code	XCSF240DP
Type	CSF240DP
HS code	8504403000, 85044083
INPUT TECHNICAL DATA	
Input rated voltage	120–230 Vac
Input voltage AC	90...132 Vac / 185...264 Vac (1)
Input voltage DC	300...345 Vdc
Frequency	47...63 Hz
Current consumption	3.5 A (120 Vac) / 1.8 A (230 Vac)
Inrush peak current	35 A
Power factor	> 0.6
Internal protection fuse	T 6.3 A
External protection on AC line	MT: C-10 A / Fuse: T 10 A
OUTPUT TECHNICAL DATA	
Output voltage range	48 Vdc ±1%
Output adjustable range	45...55 Vdc
Continuous current	5 A at 45°C
Overload limiting	7.5 A for >30 s
Short circuit peak current	25 A for 400 ms
Ripple @ nominal ratings	50 mVpp
Hold up time	30 ms (120 Vac) / 60 ms (230 Vac)
Status indication	LED "DC OK" / LED "Alarm"
Alarm contact	dry contact, max. 1A
Parallel connection	possible
Redundant parallel connection	already fitted with internal ORing diode
GENERAL TECHNICAL DATA	
Efficiency	89% (120 Vac) / 89% (230 Vac)
Dissipated power	28 W (120 Vac) / 28 W (230 Vac)
Operating temperature range	-20...+60°C (derating -4 W >45°C)
Input / output isolation	3 kVac / 60 s (SELV output)
Input / ground isolation	1.5 kVac / 60 s
Output / ground isolation	0.5 kVac / 60 s
Standard / approvals	EN 60950-1
EMC Standard	EN 61000-6-1, EN 61000-6-2, EN 61000-6-3, EN 61000-6-4
Overvoltage category / pollution degree	II / 2
Protection degree	IP 20
Connection terminal	2.5 mm ² / 2.5 mm ²
Housing material	aluminium
Dimensions (LxHxD)	63.5x135x140 mm
Approximate weight	920 g
Mounting information	vertical on a rail, 10 mm from adjacent components
ACCESSORIES	
Mounting rail (IEC60715/TH35-7.5)	PR/3/AC, PR/3/AC/ZB, PR/3/AS, PR/3/AS/ZB
Mounting rail (IEC60715/TH35-15)	PR/3/PP, PR/3/PP/ZB, PR/3/PA, PR/3/PA/ZB
APPROVALS AND MARKINGS	   



* Single phase input* Short circuit, overload, input and output overvoltage protections* Over temperature protection* Suitable for applications that require high reliability and performance* Smart alarm contact, signals when output voltage drops more than 10%* High overload capability to ensure the protections selectivity and start-up of heavy loads
1 Please refer to the datasheet for more details2 Above overcurrent limit, the protection starts cycling in ON/OFF mode(hiccup autoreset), the maximum current supplied depends by the line resistance3 (1) Dual voltage with selection through external jumper

DESCRIZIONE DEL PRODOTTO

CSF240DP
Single-phase power supply input 120-230Vac / output 48Vdc 5A