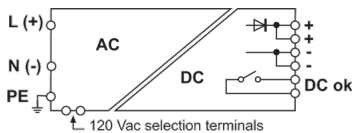




Single-phase
power supply input 120-230Vac / output 24Vdc 20A



Series	COOL POWER
Code	XCSF500C
Type	CSF500C
HS code	85044083
INPUT TECHNICAL DATA	
Input rated voltage	120–230 Vac
Input voltage AC	90...132 Vac / 185...264 Vac (1)
Input voltage DC	259...370 Vdc
Frequency	47...63 Hz
Current consumption	8.4 A (120Vac) / 4.4 A (230Vac)
Inrush peak current	25 A
Power factor	> 0.75
External protection on AC line	MT: C-16 A / Fuse: T 15 A
OUTPUT TECHNICAL DATA	
Output voltage range	24 Vdc ±1%
Output adjustable range	24...28 Vdc
Continuous current	20 A at 45°C
Overload limiting	22 A for >5 s
Short circuit peak current	35 A for 5 s
Ripple @ nominal ratings	50 mVpp
Hold up time	12 ms (120 Vac) / 20 ms (230 Vac)
Status indication	LED "DC OK" / LED "Alarm"
Alarm contact	dry contact, max. 1A
Parallel connection	possible
Redundant parallel connection	already fitted with internal ORing diode
GENERAL TECHNICAL DATA	
Efficiency	92% (120 Vac) / 92% (230 Vac)
Dissipated power	44 W (120 Vac) / 44 W (230 Vac)
Operating temperature range	-20...+60°C (derating -8.2 W >45°C)
Input / output isolation	3 kVac / 60 s (SELV output)
Input / ground isolation	1.5 kVac / 60 s
Output / ground isolation	0.5 kVac / 60 s
Standard / approvals	EN 60950-1
EMC Standard	EN 61000-6-1, EN 61000-6-2, EN 61000-6-3, EN 61000-6-4
Overvoltage category / pollution degree	II / 2
Protection degree	IP 20
Connection terminal	4 mm ² / 4 mm ²
Housing material	aluminium
Dimensions (LxHxD)	80x139x127 mm
Approximate weight	1.3 kg
Mounting information	vertical on a rail, 10 mm from adjacent components
ACCESSORIES	
Mounting rail (IEC60715/TH35-7.5)	PR/3/AC, PR/3/AC/ZB, PR/3/AS, PR/3/AS/ZB
Mounting rail (IEC60715/TH35-15)	PR/3/PP, PR/3/PP/ZB, PR/3/PA, PR/3/PA/ZB
Marking tag	TAP207A, TAP128A, TAP178A, TAP209A
APPROVALS AND MARKINGS	



* Single phase input* Short circuit, overload, input and output overvoltage protections* Over temperature protection* Suitable for applications that require high reliability and performance* Smart alarm contact, signals when output voltage drops more than 10%* High overload capability to ensure the protections selectivity and start-up of heavy loads
1 Please refer to the datasheet for more details2 Above overcurrent limit, the protection starts cycling in ON/OFF mode(hiccup autoreset), the maximum current supplied depends by the line resistance3 (1) Dual voltage with selection through external jumper

DESCRIZIONE DEL PRODOTTO

CSF500C Single-phase power supply input 120-230Vac / output
24Vdc 20A