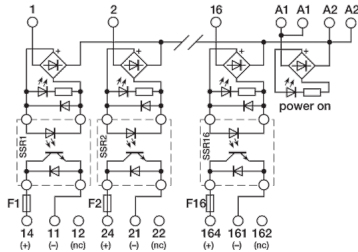




16 solid  
state relay 24Vdc/24Vdc 2A with fuse



<b>Series</b>	
<b>Code</b>	XR161S24F
<b>Type</b>	R161S24F (1)
<b>HS code</b>	85364190
<b>INPUT TECHNICAL DATA</b>	
<b>Input rated voltage</b>	24 Vdc (range 19.5...28.5 Vdc)
<b>Pull in / drop out voltage type</b>	19.2 V / 1 V
<b>Current consumption</b>	25 mA $\pm$ 10% at 24 Vdc
<b>Turn ON / OFF time</b>	1 ms / 1 ms
<b>Frequency</b>	100 Hz max
<b>Connection terminal</b>	2.5 mm <sup>2</sup> screw
<b>Input channels</b>	16 pluggable
<b>OUTPUT TECHNICAL DATA</b>	
<b>Contact type</b>	transistor
<b>Output voltage</b>	3...50 Vdc
<b>Nominal current</b>	2 A (24 Vdc) at 30°C
<b>Continuous current</b>	8 A for 10 ms
<b>Leakage current with signal 0</b>	0.1 mA
<b>Min applicable load</b>	10 mA
<b>Max fuse current</b>	6.3 A (250 Vac) (2)
<b>Connection type</b>	
<b>GENERAL TECHNICAL DATA</b>	
<b>Operating temperature range</b>	-20...+70°C (derating -0.75 W/°C over 30°C)
<b>Input / output isolation</b>	2.5 kVac / 60 s
<b>Protection degree</b>	IP 00
<b>Overvoltage category / pollution degree</b>	II / 2
<b>Status indication</b>	LED "Input"
<b>Housing material</b>	UL94V-0 plastic material
<b>Dimensions (LxHxD)</b>	250x93x75 mm
<b>Approximate weight</b>	756 g
<b>Mounting information</b>	on a rail, side by side
<b>ACCESSORIES</b>	
<b>Mounting rail (IEC60715/TH35-7.5)</b>	PR/3/AC, PR/3/AC/ZB, PR/3/AS, PR/3/AS/ZB
<b>Mounting rail (IEC60715/TH35-15)</b>	PR/3/PP, PR/3/PP/ZB, PR/3/PA, PR/3/PA/ZB
<b>Spare part relay</b>	8904404
<b>APPROVALS AND MARKINGS</b>	CE



\* Pluggable relay\* Allow PNP and NPN command\* Suitable for DC loads\* Contact protected by replaceable fuse  
 1 Manufacturer and model of the relay is not binding, technical data are to be considered typical2 (1) Version produced upon request; contact our sales office for availability.3 (2) Fuses are not provided, they must be selected according to the load current. The max. value of 6.3 A is referred to the fuses holder capability according to EN 60127.

## DESCRIZIONE DEL PRODOTTO

R161S24F 16 solid state relay  
24Vdc/24Vdc 2A with fuse